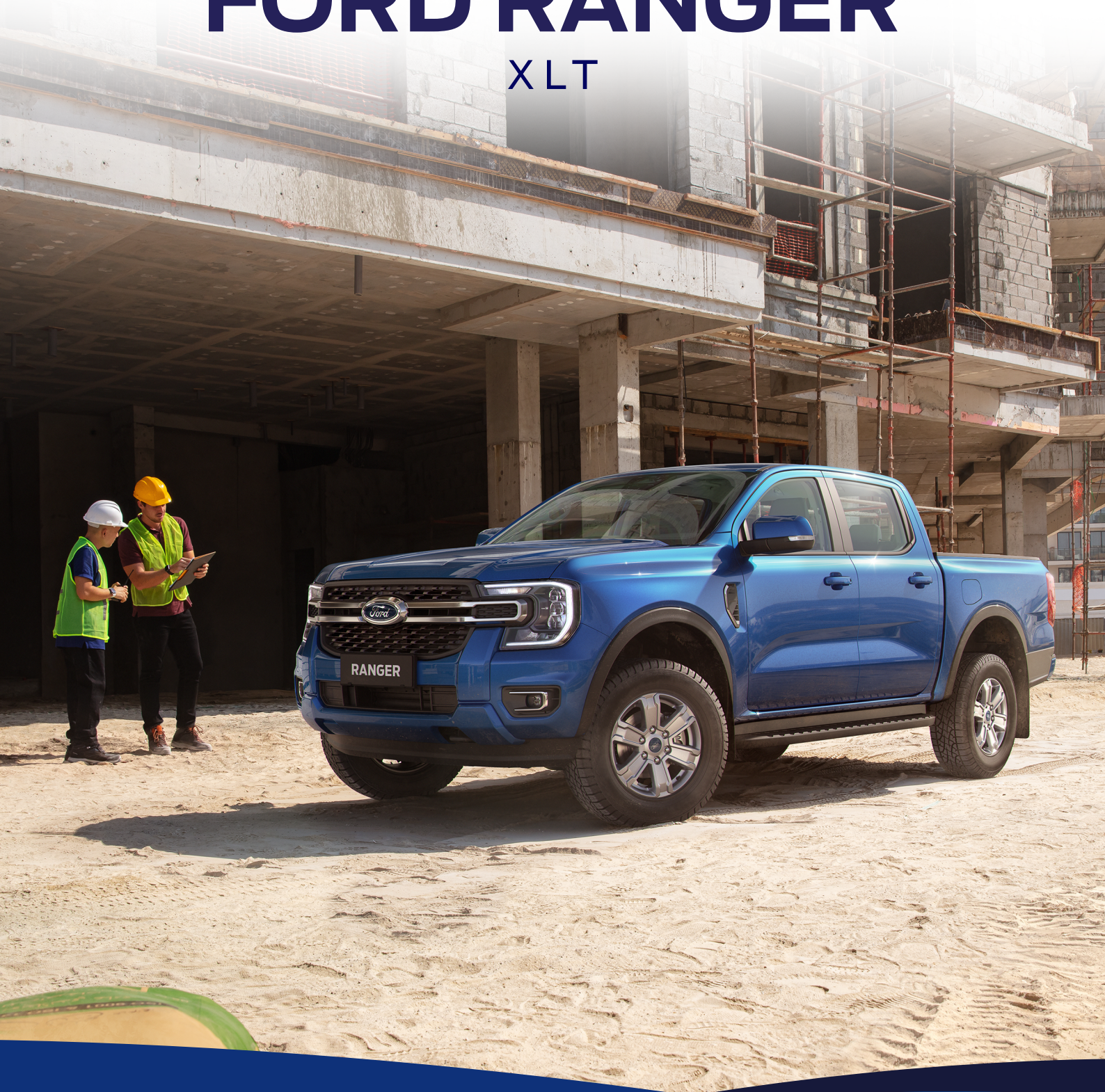


Next-Generation **FORD RANGER** XLT



Ford

Get to Know the Ford Ranger XLT



Engine: 2.0L Bi-Turbo Diesel Engine

New and improved engines deliver the power, torque and fuel economy you need, paired with automatic transmissions that are more refined, responsive and efficient.



C-Clamp LED Headlights
Flanking the bold new grille are signature C-Clamp shaped headlights reflecting the distinctive look of the Next-Gen Ranger.




8-inch Digital Instrument Cluster
Enhances your driving experience by neatly organising all the information you need while driving.



Extra Storage*
Dedicated storage compartments allow you to be better organized, while a wider cargo bed provides space for more gear and equipment.



Fog Lamps
Front LED.



SYNC® 4
Ford's latest communication and entertainment system will keep you connected in a smart, clutter-free manner.

ENGINE	
Type	Diesel (I4) with Bi-Turbo
Displacement	1996 cc
Power	154.5 kW (210 PS) @3750 rpm
Torque	500 Nm @1750-2000 rpm
Fuel Supply System	Commonrail Direct Injection

TRANSMISSION & CHASSIS	
Transmission Type	10-Speed Automatic
Electronic Shift on the fly (ESOF)	Standard
Front Suspension	Double Wishbone with Coil Spring
Rear Suspension	Leaf Spring
Front Brake	Ventilated Disc
Rear Brake	Drum
Differential Type	e- Locking rear Differential
Steering System	Electric Power Steering
Tyres & Wheels	255/70 R17, Alloy

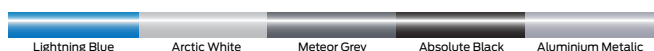
SAFETY & SECURITY	
Airbag (Driver & Front Passenger)	Standard
Side Airbag (Driver & Front Passenger)	Standard
Curtain Airbag (Driver & Front Passenger)	Standard
Rear View Camera	Standard
Immobilizer	Standard
ISOFIX	Standard
Antilock Braking System (ABS)	Standard
Electronic Brake Force Distribution (EBD)	Standard

INTERIOR FEATURE	
Cruise Control	Standard
Steering Wheel	Leather with control switches
Power Assisted Steering	Electric (EPAS)
Audio System	10.1" Touchscreen display Headunit with Bluetooth, Voice Recognition, USB & 6 Speakers
SYNC®	SYNC® 4
Climate Control	Automatic Dual Zone
12V Socket (Front)	Standard
Power Windows	Standard with Driver 1-touch down
Driver Seat	6-way Manual Adjustable Seat
Passenger Seat	4-way Manual Adjustable Seat
Seat Material	Leather
Remote Central	Standard
Wireless Charging	Standard

BRAKE CONTROL	
Emergency Brake Assist (EBA)	Standard
Hill Descent Control (HDC)	Standard
Hill Launch Assist (HLA)	Standard
Rollover Mitigation (ROM)	Standard
Trailer Sway Control (TSC)	Standard
Adaptive Load Control (ALC)	Standard

EXTERIOR FEATURE	
Front Grille	Chrome
Bumpers	Body Coloured
Headlamps with Manual Leveling	Automatic LED Projector
Fog Lamps	Front LED
Wiper System	Rain Sensing
Wing Mirror	Power adjustable & Foldable with Turning Indicators
Side Steps	Standard
Bedliner	Standard
Rear Parking Sensor	Standard

DIMENSIONS	
Overall Length	5370 mm
Overall Width (Exclude Side Mirror)	2208 mm
Overall Height	1884 mm
Wheelbase	3270 mm
Ground Clearance	229 mm
Cargo Bed Length	1564 mm
Cargo Bed Width	1584 mm
Cargo Bed Depth	530 mm
Kerb Weight	2166 kg
Gross Weight	3230 kg
Fuel Tank Capacity	80 Liters



Call Center 0807 – 1 – 90 – 9000



Indo.costumersupport@rmagroup.net

